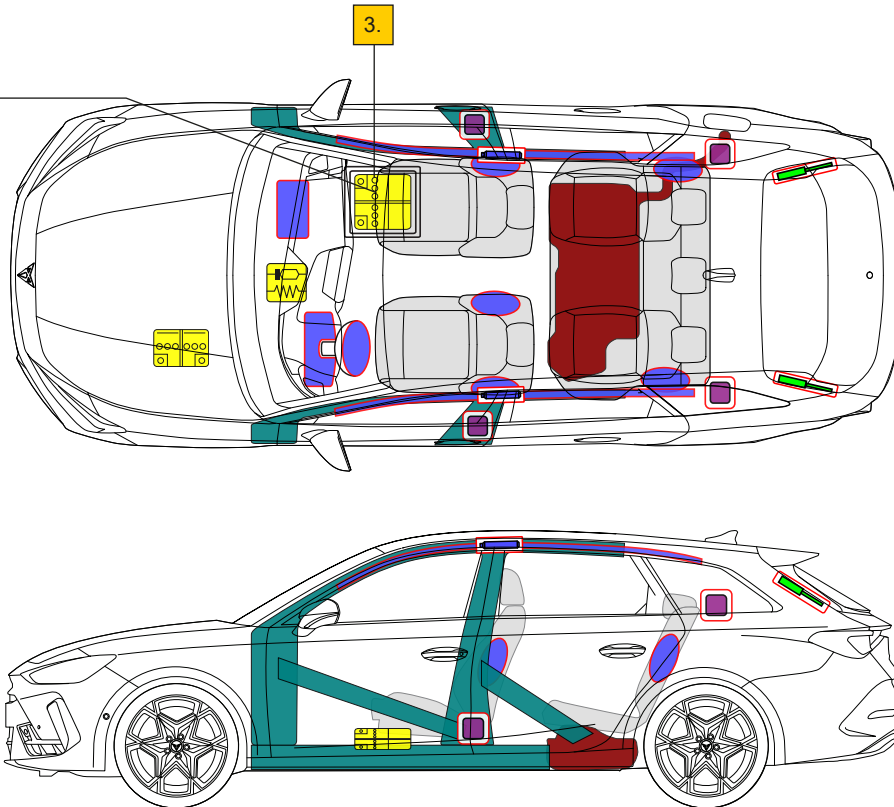













48 V
LI-ION
(optional)



Note: The illustration shows the maximum possible equipment.

	Airbag		Stored gas inflator		Seat belt pretensioner		SRS control unit		Fuel tank content gasoline
	Gas strut / Preloaded spring		High strength zone		Battery low voltage		Zone requiring special attention		

Brand	Type	Launch year	Internal reference	Creation date	Output	Version no.	Page
CUPRA	LEON	2024	VSS-KUD1C50	26/04/2024	25/07/2024	1	1 / 3



CUPRA LEON Sportstourer

5 doors / 5 seats / stationwagon

From 2024



CUPRA

1. Identification / recognition

Logo



The logo may not be present


2. Immobilisation / stabilisation / lifting

Immobilize the vehicle

1. Engage the electric parking brake.
2. Switch off the ignition (see chapter 3).
3. Secure the vehicle to prevent it from moving.



Suitable lifting points




Suitable lifting points

3. Disable direct hazards / safety regulations

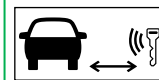
Switch off ignition

Multifunction steering wheel:

Center console:

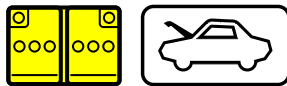


Press the START - ENGINE - STOP button, located (depending on model) on the multifunction steering wheel or on the center console, without pressing the brake pedal.



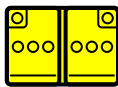
Keep the vehicle key and/or smartphone app further than 5 m away from the vehicle.

Disconnecting the 12-volt battery




1. Locate the 12 V battery located on the left side of the engine compartment.
2. Disconnect the negative terminal of the battery from the onboard network.

Disconnecting the 48-volt battery



LI-ION

1. Move the passenger seat backward
2. Remove the protective cover of the 48V battery
3. Disconnect all connectors



In the event of an accident in which the airbag is deployed, the 48-volt vehicle electrical system is automatically deactivated immediately after detecting the airbag deployment.

Brand	Type	Launch year	Internal reference	Creation date	Output	Version no.	Page
CUPRA	LEON	2024	VSS-KUD1C50	26/04/2024	25/07/2024	1	2 / 3



CUPRA LEON Sportstourer

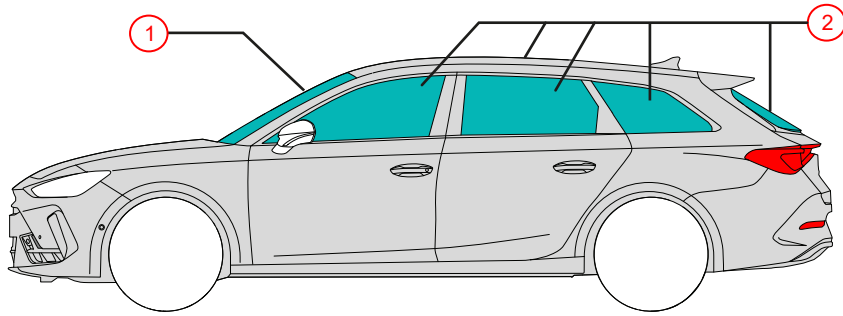
5 doors / 5 seats / stationwagon

From 2024



CUPRA

4. Access to the occupants



Glass types:

- ① Laminated safety glass
- ② Tempered glass

5. Stored energy / liquids / gases / solids



Max. 55 L



12 V



LI-ION



48 V
Lithium-Ion
Optional

6. In case of fire



Lithium-ion batteries can self-ignite or reignite after extinguishing the fire!
Wear appropriate protective equipment!



7. In case of submersion

After rescuing the vehicle the water, drain the water. Wear appropriate protective equipment!

8. Towing / transportation / storage



Do not tow a vehicle that has been involved in an accident on its drive axles.

10. Explanation of pictograms used

Flammable	Corrosives	Hazardous to the human health	Environmental hazard	General warning sign	Use water to extinguish the fire	Remove smart key	Use thermal Infrared camera
Bonnet	Fuel tank content Diesel	Vehicle on fuel of liquid group 2		Vehicle on fuel of liquid group 1			

Brand	Type	Launch year	Internal reference	Creation date	Output	Version no.	Page
CUPRA	LEON	2024	VSS-KUD1C50	26/04/2024	25/07/2024	1	3 / 3